



FIRE LINE AUTOMATIC 3 XL

BEV Technology® (Burning Ethanol Vapours)

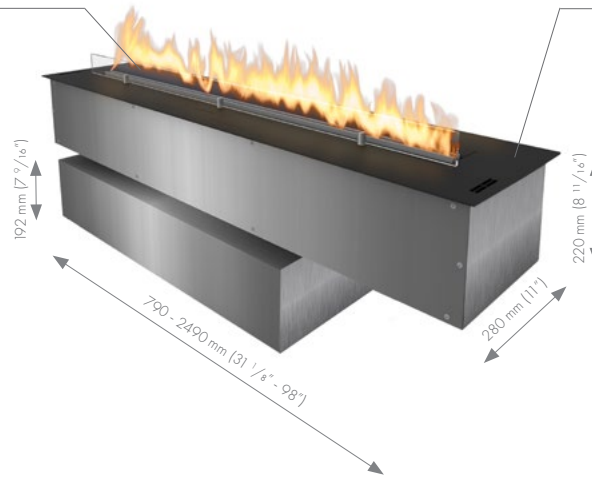
PROTECTIVE GLASS

CONTROL OPTIONS



TOP FINISH

Black powder coating (standard)
Stainless steel (optional)
RAL color (optional)



Custom length



6 flame heights



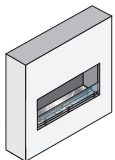
No chimney



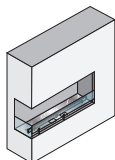
Automatic refueling

FIRE LINE AUTOMATIC 3 XL

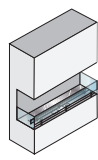
	790 mm 31 1/8"	990 mm 39"	1190 mm 46 7/8"	1490 mm 58 11/16"	1990 mm 78 3/8"	2490 mm 98"
	2.9 - 6.9 kW 10 009 - 23 426 BTU/h	3.7 - 8.1 kW 12 778 - 27 686 BTU/h	5.0 - 11.2 kW 17 037 - 38 334 BTU/h	6.2 - 15.0 kW 21 297 - 51 113 BTU/h	7.8 - 21.2 kW 26 621 - 72 410 BTU/h	9.4 - 27.5 kW 31 946 - 93 707 BTU/h
	24.0 L [US] 6.34 gal / [UK] 5.28 gal					
	20.0 - 44.0 h	18.5 - 40.0 h	13.0 - 30.0 h	10.0 - 24.0 h	7.0 - 19.0 h	5.5 - 16.0 h
	min. 69 m³ / 2440 ft³	min. 81 m³ / 2860 ft³	min. 113 m³ / 3990 ft³	min. 150 m³ / 5300 ft³	min. 212 m³ / 7490 ft³	min. 275 m³ / 9710 ft³
	32.1 kg / 70.8 lbs	35.1 kg / 77.4 lbs	38.1 kg / 84.0 lbs	42.6 kg / 94.0 lbs	50.3 kg / 110.9 lbs	57.8 kg / 127.4 lbs
	230 V / [US] 115 V					



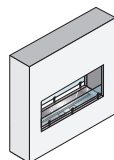
FRONT



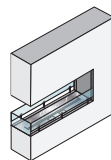
LEFT FRONT / RIGHT FRONT



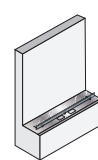
LEFT FRONT RIGHT



TUNNEL



ROOM DIVIDER



BY WALL



ISLAND